

1.1

				G		
				G		
				KG		

1.2



1.3

--	--	--

1.4

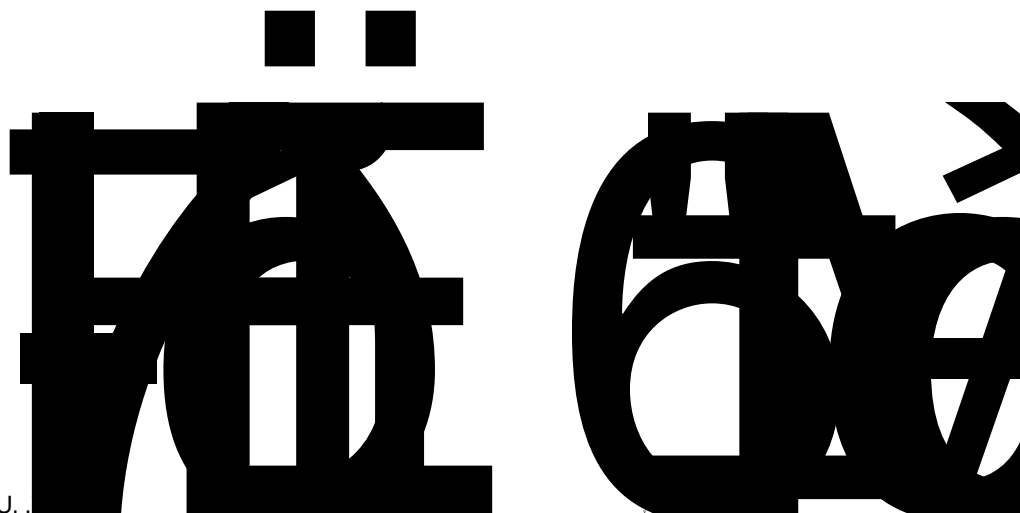
--	--	--

1.

၁

				ML		
			ML	ML		
			ML	ML		
			ML	ML		
				ML		
			ML	ML		
				G		

£



1. 12

D

G

1.13

				G		
			E	G		
				G		
				ML	ML	

1.14

				G	
				G	
			D		
			G	G	
			G	G	
				G	
				ML	
				G	
				G	

1.15

			ML	ML		
			ML	ML		
			ML	ML		
			ML	ML		

1. 16

			ML	ML		
				ML		
				ML		
			ML	ML		
			ML	ML		

1.1

			ML	ML		
			ML	ML		
			ML	ML		
			ML	ML		
			ML	ML		
			ML	ML		
			ML	ML		
			ML	ML		
			ML	ML		
			ML	ML		


--	--	--

		9	



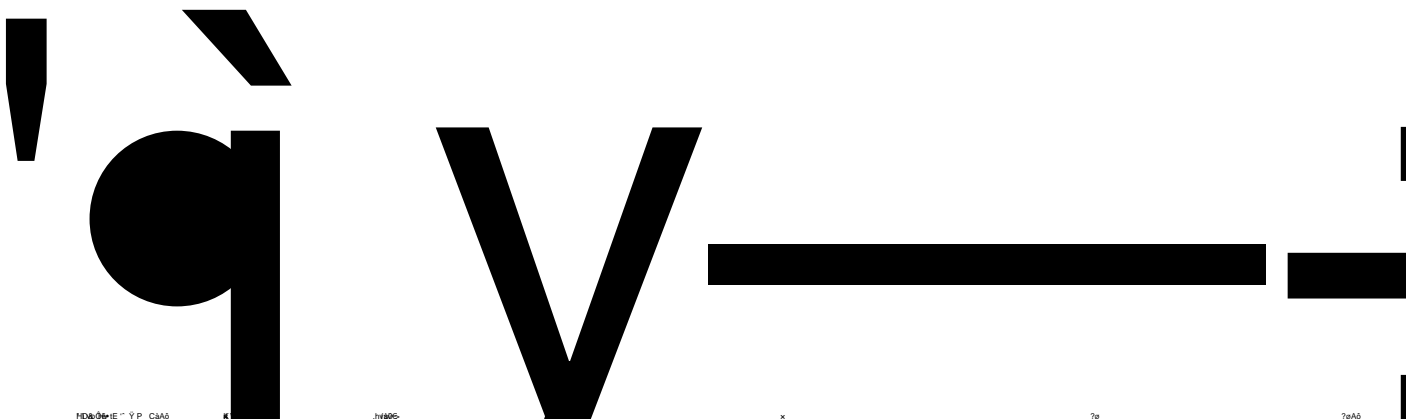
1.9

/ ©!



1. 21

		ML		
		L		
		L		
		L		
		ML		
		L		
		L		



_____	_____
_____	_____
_____	_____
_____	_____

_____	_____
_____	_____
_____	_____
_____	_____

1.24

1.25

_____	_____
_____	_____
_____	_____
_____	_____

		ML		
		ML		
		ML		
		ML		
		ML		
		ML		
		ML		
		ML		
		ML		
		ML		


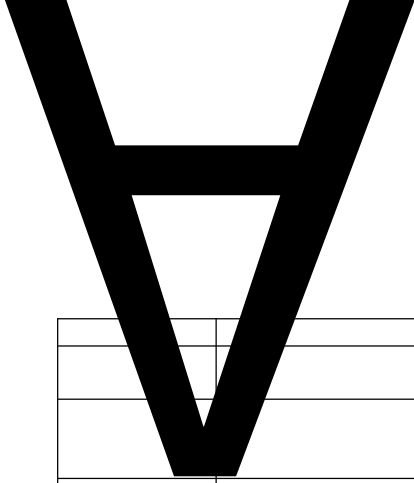
_____	_____
_____	_____
_____	_____
_____	_____

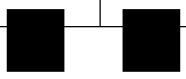
1.27



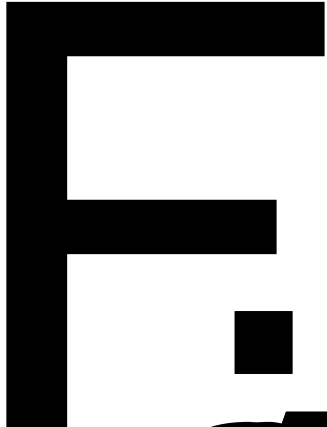
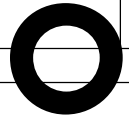

1.2

	ABC			
	ABC			
	ABC			

<hr/>	<hr/>
<hr/>	<hr/>
<hr/>	<hr/>
<hr/>	<hr/>







_____	_____
_____	_____
_____	_____
_____	_____

1.30

--	--	--	--	--

_____	_____
_____	_____
_____	_____
_____	_____

--	--

1.31

1.32

_____	_____
_____	_____
_____	_____
_____	_____

--	--	--

		ML		
		L		
		L		

_____	_____
_____	_____
_____	_____
_____	_____

1.34

_____	_____
_____	_____
_____	_____
_____	_____

1.36


_____	_____
_____	_____
_____	_____
_____	_____

1.37

		ML		
		ML		
		ML		
		ML		
		ML		
		ML		
		L		
		L		
		L		

--

1.3



The diagram consists of a large grid with a diagonal line running from the top-left corner to the bottom-right corner. A horizontal line is drawn across the grid, and a vertical line is drawn to the right of the diagonal line. A table is positioned in the upper-left quadrant of the grid, with its top-left corner at the intersection of the horizontal and vertical lines. The table has 6 rows and 2 columns. The diagonal line passes through the top-right corner of the table.

1.40

2.1

3

,

2011 1 20

2

22000

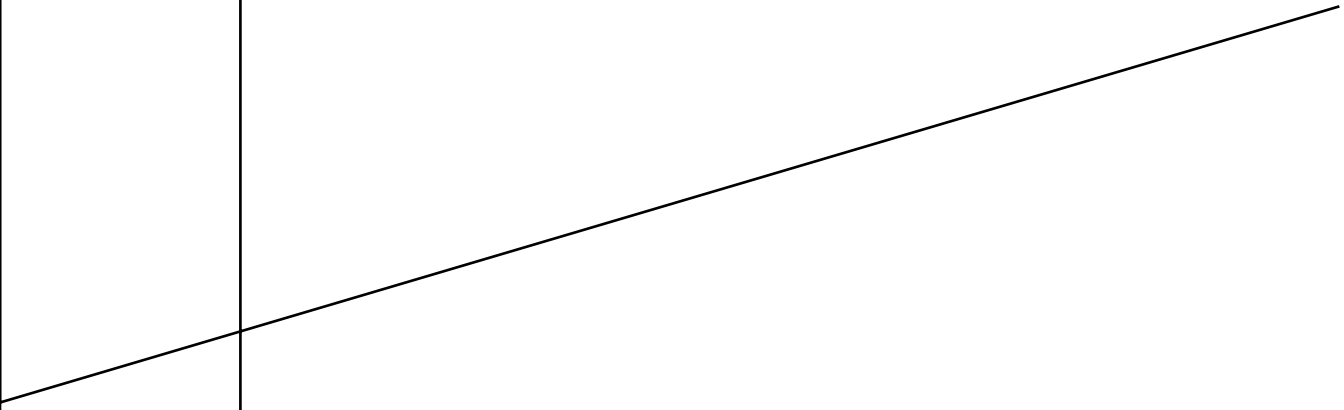

00 22 00

----- 152 34 14 30 603 1 13 16

2.2

3

,



2.4

3

,

2.6

,

2.11

2.13

3

,

2. 14

,

2. 16

3

,

--	--	--

2.1

3

,

2.1

,

3.2

(%)

201 4

(%)

(%)

(%)

3.7

EC EC
 L L





M

JJ

					L						L								
					HELL C														
					L						L								
					L						L								
					L						L								
					L						L								
	L																		ML

3.13

()	9331			8026				86.01%
9317								

1							
2							
3							
4							
5							
6							
7							
8							
9							
10							

ML

ML

ML

ML

ML

ML

ML



Г

D

Андрей

н
з



12,000.00

3.1 1 201

	1	2	3	4	Total
					2,716,772.00
					1,336,510.96
					1,380,261.04
	52.11%	50.50%	50.69%	49.58%	50.81%
					152,206.32
					1,053,081.00
					868,612.00
					179,152.00
					5,317.00
	110,277.73	(8,303.07)	13,557.61	59,441.45	174,973.72
					0.00
					0.00
					0.00
					0.00
					0.00
					0.00
	110,277.73	(8,303.07)	13,557.61	59,441.45	174,973.72
					36,000.00
	101,277.73	(17,303.07)	4,557.61	50,441.45	138,973.72
	11.35%	-3.92%	0.77%	6.40%	5.12%

								ML					

	L						ML						
	L						ML						
							ML						
							ML						
	L						ML						
	L				ML		ML						
	L						ML						
	L				ML		ML						
							ML						
	L												
	L												
						L		L					
	L					L		L					
						ML		ML					
					ML			ML					
	L							ML					
	L					L		L					
	L					L		L					
						ML		ML					
	L												
	L					L		L					
	L												
								ML					
								ML					
	L							ML					
	L							ML					
	L							ML					
	L					L		L					
	L							ML					
						L		L					

--	--	--

--	--

--	--	--

--	--	--

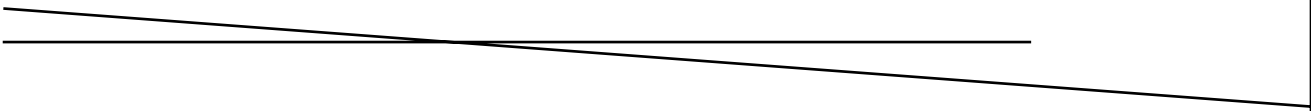
H

H

H

H

	DM



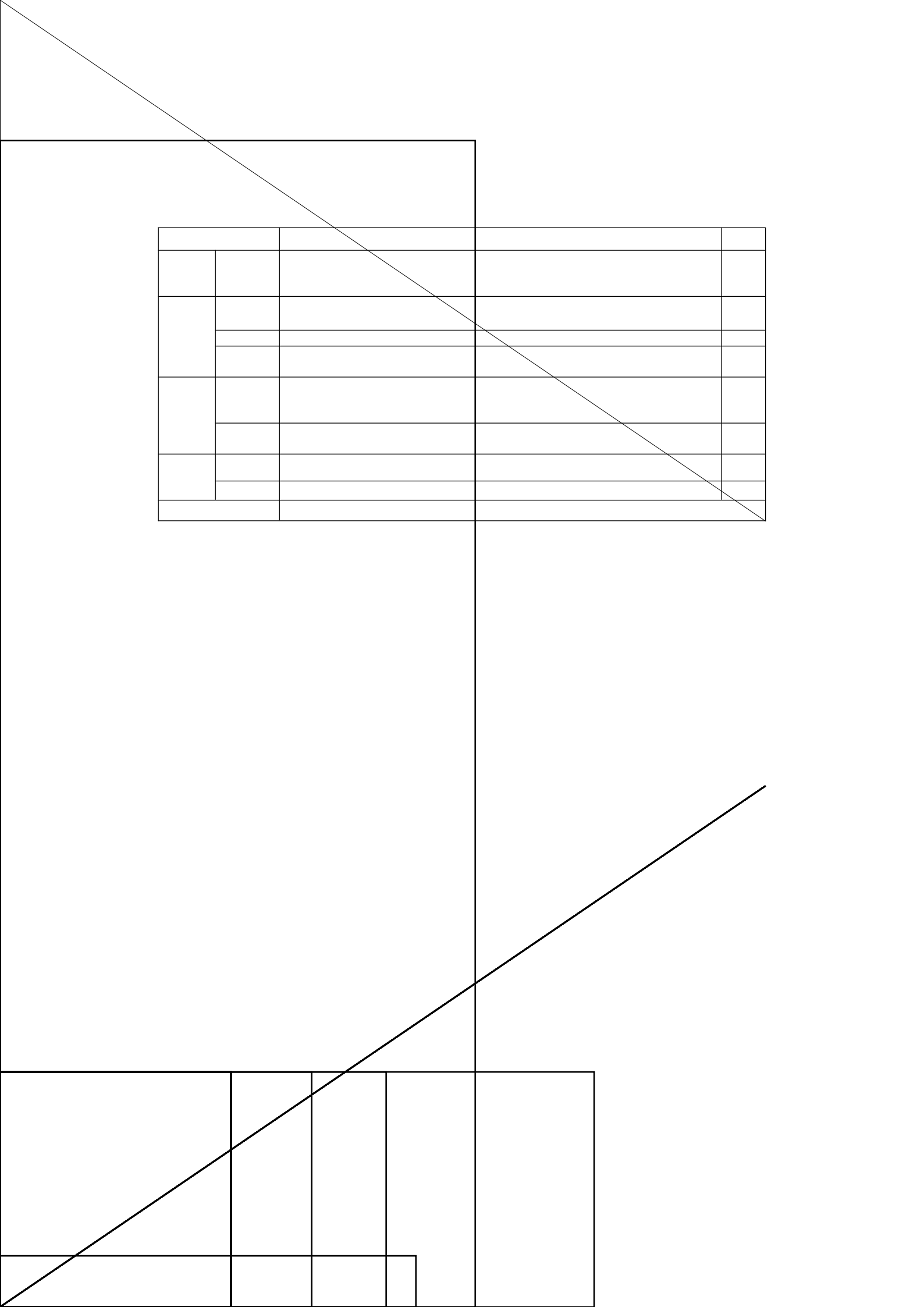
	DM	
6 1		50 2000



	--
	DM

--	--	--

--	--	--



--	--	--

Fæ

